

Choral Risers

Welcome to a more comfortable world!

RISER SIZES AVAILABLE:

6' Straight

6' Tapered

4' Straight

4' Tapered

Fourth step addition available for all models.

Straight and Tapered Risers can be used in combination.

RISER SPECIFICATIONS:

21" Step Depth (versus 18" depth on competitor risers)

8", 16" and 24" elevations

32" elevation available with fourth step addition

- **200 lb/sqft load rating**
- Folds out in seconds and is designed for **one person to easily set up, fold and roll away** for storage
- **21" step depth** providing added comfort and safety
- Solid, lightweight construction with $\frac{3}{4}$ " plywood deck and 3" deep anodized aluminum frame that wraps the deck top and bottom to protect surfacing
- Legs are steel powder coated black and have **roll away casters** that engage after folding and lifting at one end
- Straight and Tapered Risers can be used together to create **a variety of configurations**
- Fourth Step Addition available that easily clamps to third step for easy set up
- Optional back rail available
- Available in either standard Grey Carpet Top (other colors also available) or Black Top surfacing
- **Ten Year Warranty**

"Yesterday was the full inauguration of our new risers, and they were a big hit! The choristers love the extra space, and the choir dads were pleased with how easily the units set up and can be taken down. We are so glad that we had them in time for our Christmas performances!"

NANCY KEYES, OTTAWA CHILDRENS' CHOIR
Ottawa, ON



Choral Risers are designed to give your singers the ultimate in comfort.

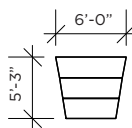
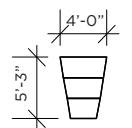
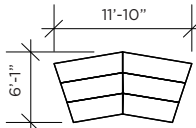
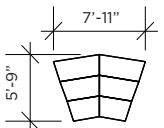
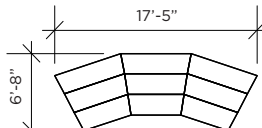
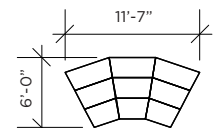
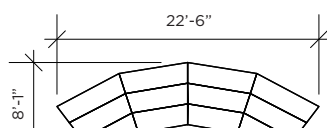
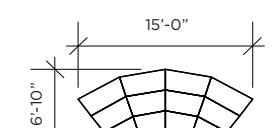
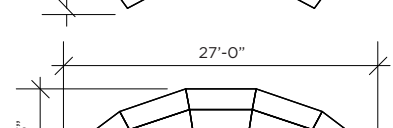


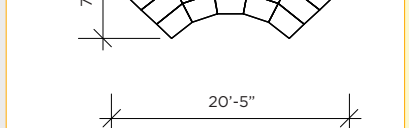
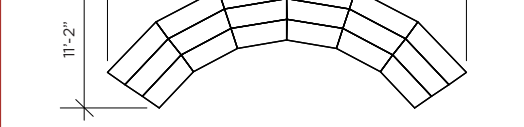
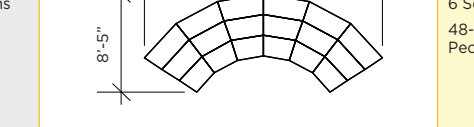
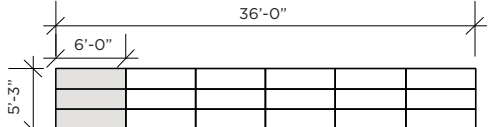
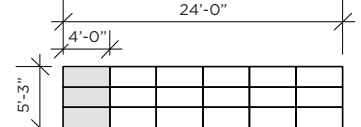
In a world of narrow, cramped choral risers, Staging Canadell Choral Risers have widened the playing field. Our Choral Risers treads are a full 21" deep – that's 3 full inches deeper than the treads on most of the risers on the market today. Singers will have room to hold their sheet music properly and even have space to perform a little choreography.

Choral Risers



Choral Risers

The charts below are to be used as a general guideline to determine capacity and area requirements.

CRT6 - 6' Tapered Choral Riser			CRT4 - 4' Tapered Choral Riser		
SPACE REQUIREMENTS FOR STANDARD RISER LAYOUTS	Standing Capacity	Standing Capacity w/ 4th Step	SPACE REQUIREMENTS FOR STANDARD RISER LAYOUTS	Standing Capacity	Standing Capacity w/ 4th Step
	1 Section 12-16 People	1 Section 17-23 People		1 Section 8-12 People	1 Section 11-17 People
	2 Sections 24-32 People	2 Sections 34-46 People		2 Sections 16-24 People	2 Sections 22-34 People
	3 Sections 36-48 People	3 Sections 51-69 People		3 Sections 24-36 People	3 Sections 33-51 People
	4 Sections 48-64 People	4 Sections 68-92 People		4 Sections 32-48 People	4 Sections 44-68 People
	5 Sections 60-80 People	5 Sections 85-115 People		5 Sections 40-60 People	5 Sections 55-85 People
	6 Sections 72-96 People	6 Sections 102-138 People		6 Sections 48-72 People	6 Sections 66-102 People
	7 Sections 84-112 People	7 Sections 119-161 People		7 Sections 56-84 People	7 Sections 77-119 People
CRS6 - 6' Straight Choral Riser	Standing Capacity	Standing Capacity w/ 4th Step	CRS4 - 4' Straight Choral Riser	Standing Capacity	Standing Capacity w/ 4th Step
	1 - 6' Section 16-24 People	1 - 6' Section 20-30 People		1 - 4' Section 12-16 People	1 - 4' Section 15-30 People

Standing Capacity includes one row of performers standing on the floor. The first number represents the number of high school aged performers standing shoulder to shoulder. The second number represents the same performers facing center with shoulders overlapping. Adult groups should adjust accordingly.

No other collapsible, folding choral riser is this easy to set up! One person is all it takes. Students can, and often do, help set up Staging Canadell Risers. Try that with a spring loaded riser!



Set up and take down is as easy as 1 2 3!

Staging Canadell Choral Risers are available in a variety of configurations. Our convenient Fourth Step Addition allows you to accommodate more performers in a smaller space. Add security to your performance with optional back railing.

CHORAL RISER SET UP:

- 1 Roll riser to desired location
- 2 Unfold legs of top tier, lock into place and unfold top tier
- 3 Unfold legs of bottom tier, lock into place and unfold bottom tier



3 Step Choral Riser with railing

3 Step Choral Riser



Fourth Step Addition



Fourth Step Addition Clamp



Fourth Step Addition available with its own folding legs; simply clamp on to third step for easy set up.

Risers stack and nest for convenient, compact storage.